

## IPSA marca nuevo cierre histórico de 11.627,58 puntos, cerrando el mes levemente a la baja.

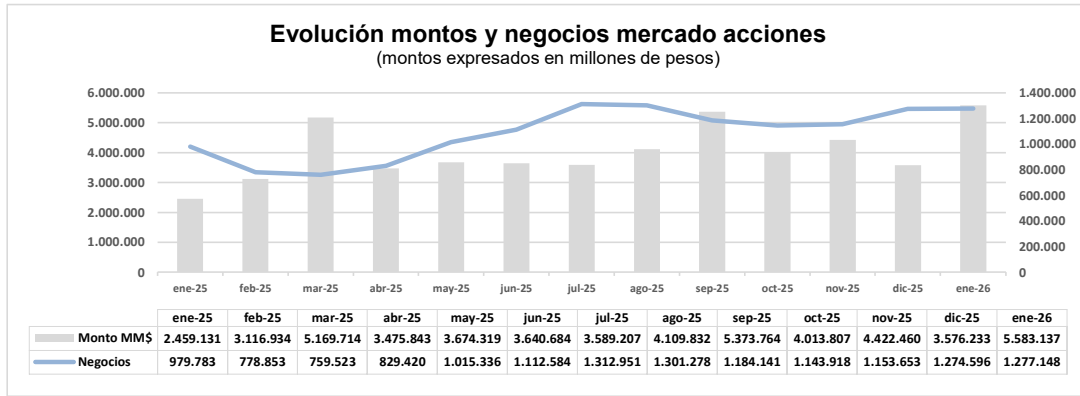
• Enero sigue acumulando máximos históricos en el SP IPSA, índice que superó los 11.500 puntos, cerrando levemente a la baja al cierre de mes, marcando un nuevo record mercado nacional.

### Montos Acciones

En Enero se negociaron valores en el mercado de acciones por \$5.583.137 millones, registrándose un alza de 56% respecto del monto negociado el mes precedente. El monto acumulado del año asciende a \$5.583.137 millones, con un alza de 127% respecto del monto negociado en igual periodo del año anterior.

| Montos Negociados en el Mercado de Acciones (1) |        |              |        |                   |        |              |        |
|---|--------|--------------|--------|-------------------|--------|--------------|--------|
| Mensual   |        |              |        | Acumulado del Año |        |              |        |
| Mes Actual                                      |        | Mes Anterior |        | Año Actual        |        | Año Anterior |        |
| MM\$  | Var. % | MM\$         | Var. % | MM\$              | Var. % | MM\$         | Var. % |
| 5.583.137                                       | 56,12  | 3.576.233    | -19,61 | 5.583.137         | 127,04 | 2.459.131    | 9,16   |

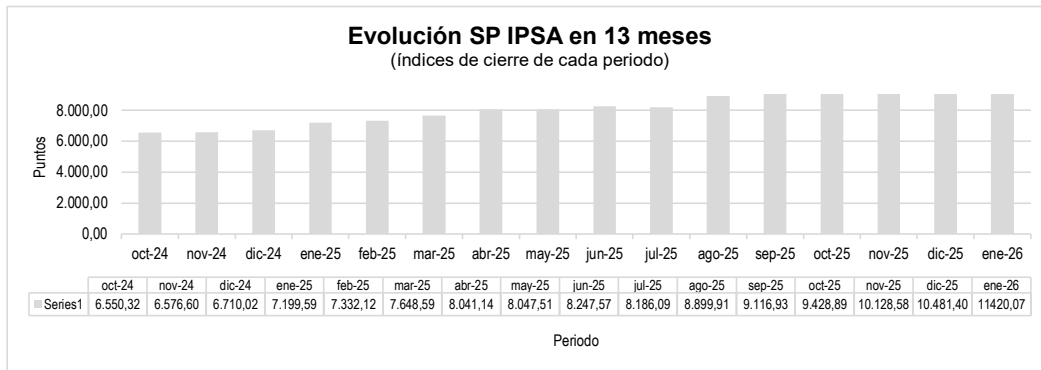
(1) Montos ajustados por IPC



### INDICES de Mercado

| Variación Índices de Mercado |           |               |      |
|------------------------------|-----------|---------------|------|
| Índice                       | Valor     | Variación (%) |      |
|                              |           | Mes           | Año  |
| SP IPSA                      | 11.420,07 | 8,96          | 8,96 |
| SPCLXIGPA                    | 57.346,28 | 8,76          | 8,76 |
| SPCLXIN10                    | 14.118,17 | 9,44          | 9,44 |
| SPCLXDCP                     | 215,58    | 6,51          | 6,51 |

(2) SPCLXDCP: Inició registro el día 12 de febrero de 2019.



### INDICES Sectoriales

En el ámbito sectorial, en Enero los índices con mejor comportamiento fueron SPCLX RE, SPCLCRCP y SPCLFECF, con alzas de 21,23%, 20,96% y 14,69%, respectivamente, en tanto que las mayores bajas fueron registradas por los índices , SPCLX HLTHCR y SPCLX IT, con descensos de 0%, 7,14% y 2,27%, respectivamente.

| Ranking Índices Sectoriales |          |         |                |          |         |
|-----------------------------|----------|---------|----------------|----------|---------|
| Mes                         |          |         | Año            |          |         |
| Índice                      | Valor    | Var (%) | Índice         | Valor    | Var (%) |
| SPCLX RE                    | 2.590,64 | 21,23   | SPCLX RE       | 2.590,64 | 21,23   |
| SPCLCRCP                    | 243,44   | 20,96   | SPCLCRCP       | 243,44   | 20,96   |
| SPCLFECF                    | 367,36   | 14,69   | SPCLFECF       | 367,36   | 14,69   |
| SPCLX INDS                  | 2.221,46 | 12,06   | SPCLX INDS     | 2.221,46 | 12,06   |
| SPCLITCP                    | 349,42   | 11,38   | SPCLITCP       | 349,42   | 11,38   |
| SPCLX FINANCLS              | 2.605,88 | 11,34   | SPCLX FINANCLS | 2.605,88 | 11,34   |
| SPCLXBCP                    | 248,90   | 10,89   | SPCLXBCP       | 248,90   | 10,89   |
| SPCLX DISCRET               | 997,16   | 7,08    | SPCLX DISCRET  | 997,16   | 7,08    |
| SPCLFBCP                    | 167,43   | 5,55    | SPCLFBCP       | 167,43   | 5,55    |
| SPCLX MATERLS               | 2.838,24 | 4,45    | SPCLX MATERLS  | 2.838,24 | 4,45    |
| SPCLNRCP                    | 242,50   | 4,45    | SPCLNRCP       | 242,50   | 4,45    |
| SPCLX STAPLES               | 1.951,13 | 3,46    | SPCLX STAPLES  | 1.951,13 | 3,46    |
| SPCLX UTILS                 | 1.688,29 | 2,40    | SPCLX UTILS    | 1.688,29 | 2,40    |
| SPCLUTCP                    | 171,98   | 2,22    | SPCLUTCP       | 171,98   | 2,22    |
| SPCLX TELECOS               | 1.828,09 | 0,56    | SPCLX TELECOS  | 1.828,09 | 0,56    |
| SPCLX ENERGY                | 811,72   | 0,00    | SPCLX ENERGY   | 811,72   | 0,00    |
| SPCLX IT                    | 465,72   | -2,27   | SPCLX IT       | 465,72   | -2,27   |
| SPCLX HLTHCR                | 1.545,04 | -7,14   | SPCLX HLTHCR   | 1.545,04 | -7,14   |

### Ranking Más Transadas

Los diez títulos más transados concentraron el 69% de participación respecto del monto general, negociando en conjunto \$3.859.669 millones.

| Ranking diez acciones más transadas |  |             |                              |
|-------------------------------------|--|-------------|------------------------------|
| Nemotécnico                         |  | Monto M\$   | Participación en monto total |
| LTM                                 |  | 740.522.617 | 13,27                        |
| SQM-B                               |  | 682.886.452 | 12,24                        |
| FALABELLA                           |  | 619.402.902 | 11,10                        |
| CHILE                               |  | 483.243.050 | 8,66                         |
| CENCOSUD                            |  | 294.350.096 | 5,28                         |
| BSANTANDER                          |  | 270.660.248 | 4,85                         |
| CALICHERAA                          |  | 247.109.690 | 4,43                         |
| BCI                                 |  | 226.298.148 | 4,06                         |
| MALLPLAZA                           |  | 162.270.173 | 2,91                         |
| ENELCHILE                           |  | 132.925.628 | 2,38                         |

## Remates y Colocaciones

Las colocaciones de Bonos en Enero totalizaron \$424.393 millones, registrando una baja de 35% respecto del periodo anterior. Por su parte las colocaciones de Efectos de Comercio ascendieron a \$190.825 millones y los remates de acciones por montos iguales o superiores a diez mil millones de pesos, registraron un alza de 0% con \$0 millones negociados.

| Montos negociados en remates relevantes de acciones y cuotas, |                                       |       |                    |        |                            |        |
|---|---------------------------------------|-------|--------------------|--------|----------------------------|--------|
| Colocaciones de bonos y efectos de comercio                   |                                       |       |                    |        |                            |        |
| Periodo   | Remates Renta Variable <sup>(1)</sup> |       | Colocaciones Bonos |        | Colocaciones Efectos de C. |        |
|   | MM\$                                  | Var % | MM\$               | Var %  | MM\$                       | Var %  |
| noviembre   | 0                                     | 0,00  | 396.849            | 64,02  | 188.947                    | 21,75  |
| diciembre   | 0                                     | 0,00  | 650.925            | 0,00   | 230.052                    | 0,00   |
| enero   | 0                                     | 0,00  | 424.393            | -34,80 | 190.825                    | -17,05 |

<sup>(1)</sup> Informe Remates Renta Variable sólo considera remates por montos iguales o superiores a \$10.000 millones.

El detalle de los remates de acciones y colocaciones de instrumentos de renta fija e intermediación financiera registradas en el mes, se encuentra en los cuadros adjuntos.

## Resumen de montos y ranking de rentabilidad

Las tablas siguientes contienen un resumen de montos transados por mercado y ranking de las diez acciones más rentables del mes:

| Montos transados en el mes |                   |
|----------------------------|-------------------|
| Mercado                    | Monto MM\$        |
| Acciones                   | 5.583.136         |
| Renta Fija                 | 19.217.916        |
| Intermediación Financiera  | 47.620.322        |
| Monetarios                 | 10.141.212        |
| CFI y CFM                  | 531.848           |
| Valores Extranjeros        | 31.170            |
| Futuros                    | 0                 |
| <b>TOTAL</b>               | <b>83.125.604</b> |

| Ranking 10 acciones más rentables <sup>(1)</sup> |                  |
|--|------------------|
| Nemotécnico                                      | Rentabilidad (%) |
| COLO COLO  | 56,31            |
| PUCOBRE  | 48,76            |
| POTASIOS-A                                       | 38,76            |
| MELON  | 36,27            |
| DUNCANFOX  | 32,16            |
| MOLYMET  | 29,03            |
| NITRATOS   | 26,13            |
| ABC  | 25,82            |
| INGEVEC  | 25,55            |
| SLVCL  | 24,35            |

<sup>(1)</sup> Considera acciones con presencia igual o mayor a 50% durante el mes.

ESTADÍSTICAS BURSÁTILES  
Enero 2026

**Montos Transados en la Bolsa de Santiago**

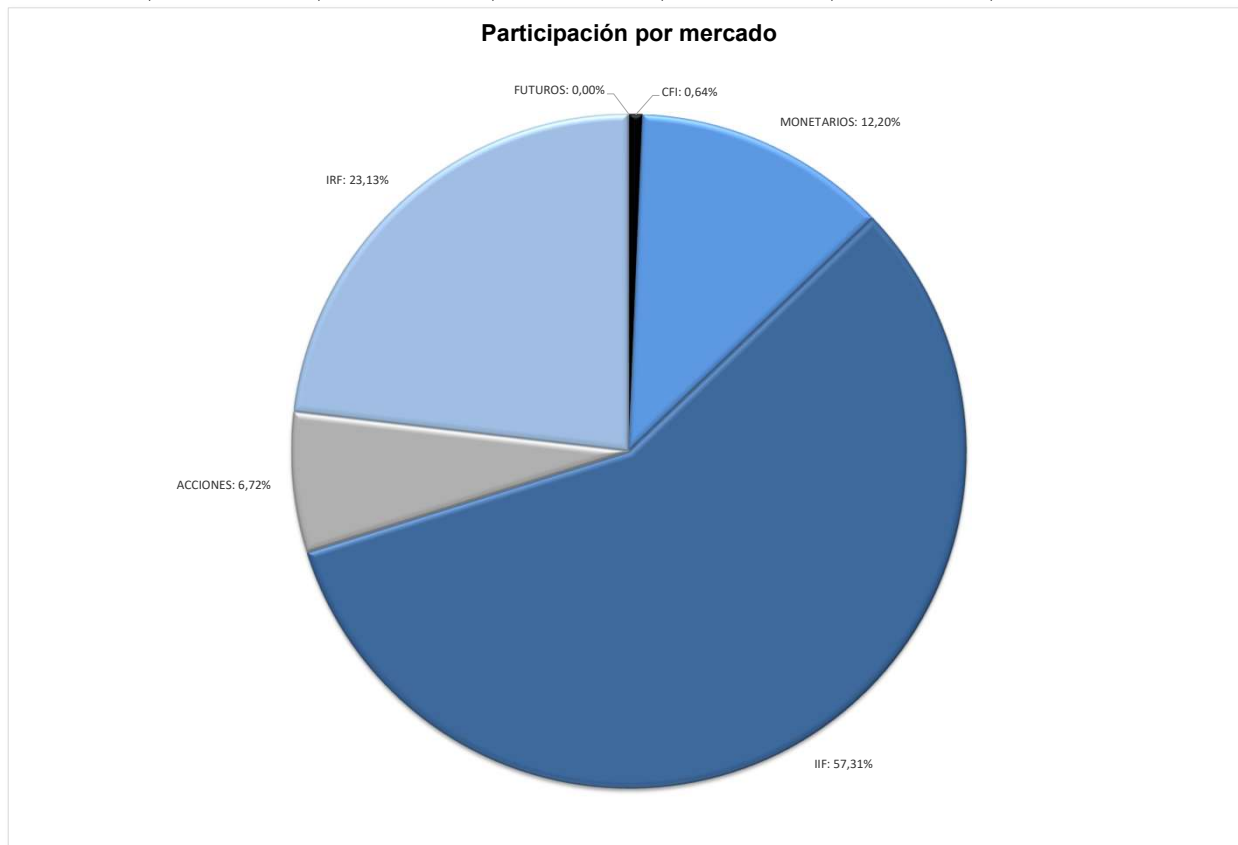
(Incluye operaciones en rueda y fuera de rueda)

| PERIODO       | ACCIONES         |                  | C.F.I. y C.F.M. |               | MONETARIOS        |               | I.I.F.            |               | I.R.F.            |               | FUTUROS     |          | TOTAL             |                  |
|---------------|------------------|------------------|-----------------|---------------|-------------------|---------------|-------------------|---------------|-------------------|---------------|-------------|----------|-------------------|------------------|
|               | Monto (MMS)      | Negocios         | Monto (MMS)     | Negocios      | Monto (MMS)       | Negocios      | Monto (MMS)       | Negocios      | Monto (MMS)       | Negocios      | Monto (MMS) | Negocios | Monto (MMS)       | Negocios         |
| 02/01/2026    | 99.196           | 50.645           | 7.814           | 1.258         | 444.186           | 1.537         | 1.855.214         | 704           | 502.615           | 470           | 0           | 0        | 2.909.025         | 54.614           |
| 05/01/2026    | 172.559          | 103.877          | 12.903          | 1.272         | 513.821           | 1.896         | 2.219.419         | 715           | 711.092           | 590           | 0           | 0        | 3.629.794         | 108.350          |
| 06/01/2026    | 290.253          | 89.919           | 18.710          | 1.708         | 482.092           | 1.568         | 2.202.471         | 782           | 705.265           | 814           | 0           | 0        | 3.698.791         | 94.791           |
| 07/01/2026    | 198.586          | 83.231           | 19.124          | 1.373         | 756.771           | 2.056         | 2.349.644         | 733           | 949.727           | 985           | 0           | 0        | 4.273.852         | 88.378           |
| 08/01/2026    | 224.635          | 61.618           | 16.474          | 957           | 443.890           | 1.493         | 2.034.758         | 645           | 729.344           | 774           | 0           | 0        | 3.449.101         | 65.487           |
| 09/01/2026    | 155.015          | 65.996           | 31.278          | 1.182         | 450.654           | 1.437         | 1.692.316         | 758           | 1.186.099         | 821           | 0           | 0        | 3.515.362         | 70.194           |
| 12/01/2026    | 213.372          | 75.619           | 12.333          | 922           | 385.642           | 1.554         | 2.596.329         | 707           | 757.481           | 643           | 0           | 0        | 3.965.157         | 79.445           |
| 13/01/2026    | 281.904          | 89.125           | 25.916          | 1.351         | 414.430           | 1.713         | 2.219.193         | 774           | 876.727           | 641           | 0           | 0        | 3.818.170         | 93.604           |
| 14/01/2026    | 362.120          | 94.352           | 27.324          | 1.023         | 454.156           | 2.023         | 2.236.012         | 764           | 1.118.734         | 859           | 0           | 0        | 4.198.346         | 99.021           |
| 15/01/2026    | 320.895          | 70.590           | 29.867          | 1.161         | 369.020           | 1.772         | 2.378.678         | 788           | 1.065.559         | 688           | 0           | 0        | 4.164.019         | 74.999           |
| 16/01/2026    | 217.244          | 63.902           | 21.350          | 988           | 487.466           | 1.726         | 1.993.662         | 701           | 872.609           | 577           | 0           | 0        | 3.592.331         | 67.894           |
| 19/01/2026    | 119.316          | 34.345           | 14.534          | 967           | 566.510           | 1.645         | 1.931.462         | 678           | 684.216           | 364           | 0           | 0        | 3.316.038         | 37.999           |
| 20/01/2026    | 315.777          | 65.902           | 94.311          | 1.139         | 233.938           | 1.187         | 2.837.540         | 908           | 834.627           | 562           | 0           | 0        | 4.316.193         | 69.698           |
| 21/01/2026    | 282.238          | 82.408           | 30.914          | 991           | 573.425           | 1.732         | 1.935.815         | 694           | 1.001.414         | 740           | 0           | 0        | 3.823.806         | 86.565           |
| 22/01/2026    | 335.944          | 91.542           | 28.354          | 1.070         | 447.468           | 1.670         | 1.889.496         | 680           | 1.767.750         | 873           | 0           | 0        | 4.469.012         | 95.835           |
| 23/01/2026    | 649.277          | 69.405           | 19.798          | 967           | 447.969           | 1.741         | 2.337.960         | 800           | 906.579           | 622           | 0           | 0        | 4.361.583         | 73.535           |
| 26/01/2026    | 264.420          | 77.503           | 19.845          | 1.009         | 357.411           | 1.394         | 2.323.069         | 770           | 762.768           | 582           | 0           | 0        | 3.727.513         | 81.258           |
| 27/01/2026    | 361.861          | 97.253           | 20.846          | 954           | 516.722           | 1.733         | 2.416.369         | 711           | 940.092           | 816           | 0           | 0        | 4.255.890         | 101.467          |
| 28/01/2026    | 250.992          | 86.531           | 27.229          | 887           | 564.059           | 1.924         | 2.931.195         | 709           | 1.134.453         | 933           | 0           | 0        | 4.907.928         | 90.984           |
| 29/01/2026    | 226.493          | 76.300           | 19.516          | 1.352         | 646.907           | 2.114         | 2.588.846         | 790           | 912.290           | 888           | 0           | 0        | 4.394.052         | 81.444           |
| 30/01/2026    | 241.039          | 92.608           | 33.408          | 1.002         | 584.675           | 2.092         | 2.650.874         | 769           | 798.475           | 682           | 0           | 0        | 4.308.471         | 97.153           |
| <b>ene-26</b> | <b>5.583.136</b> | <b>1.622.671</b> | <b>531.848</b>  | <b>23.533</b> | <b>10.141.212</b> | <b>36.007</b> | <b>47.620.322</b> | <b>15.580</b> | <b>19.217.916</b> | <b>14.924</b> | <b>0</b>    | <b>0</b> | <b>83.094.434</b> | <b>1.712.715</b> |
| <b>dic-25</b> | <b>3.583.109</b> | <b>1.030.897</b> | <b>351.727</b>  | <b>19.074</b> | <b>11.945.848</b> | <b>32.525</b> | <b>47.164.761</b> | <b>15.317</b> | <b>16.659.824</b> | <b>13.834</b> | <b>0</b>    | <b>0</b> | <b>79.705.269</b> | <b>1.111.647</b> |
| Variación %   | 55,82            | 57,40            | 51,21           | 23,38         | -15,11            | 10,71         | 0,97              | 1,72          | 15,35             | 7,88          | -           | -        | 4,25              | 54,07            |

(\*) La información de unidades y montos transados del día 30 de diciembre de 2025, no incluye operaciones realizadas fuera de rueda.

**Participación por mercado**

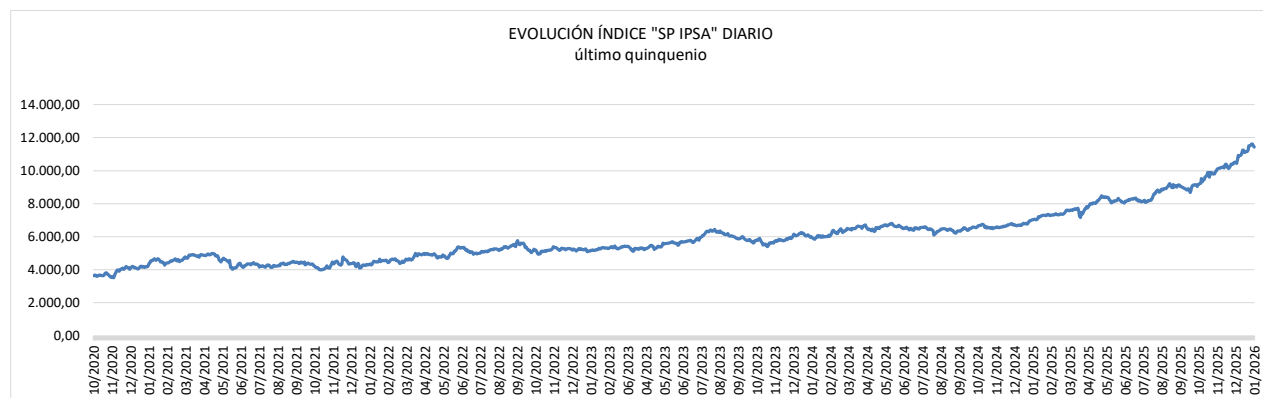
| ACCIONES | C.F.I. y C.F.M. | MONETARIOS | I.I.F. | I.R.F. | FUTUROS |
|----------|-----------------|------------|--------|--------|---------|
| 6,72%    | 0,64%           | 12,20%     | 57,31% | 23,13% | 0,00%   |



ÍNDICES MERCADO ACCIONES <sup>(1)</sup>  
Enero 2026

| PERIODO       | SPCLXIGA<br>(Base 100 = 30/12/1980) |               | SP IPSA<br>(Base 1000 = 30/12/2002) |               | SPCLXIN10<br>(Base 3.051,83 = 28/12/2007) |               | SPCLXDPC<br>(Base 100,00 = 31/12/2017) |               |
|---------------|-------------------------------------|---------------|-------------------------------------|---------------|---|---------------|--|---------------|
|               | Indice                              | Variación (%) | Indice                              | Variación (%) | Indice                                    | Variación (%) | Indice                                 | Variación (%) |
| 02/01/2026    | 52.467,93                           | -0,49         | 10.428,63                           | -0,50         | 12.786,92                                 | -0,88         | 202,50                                 | 0,05          |
| 05/01/2026    | 53.721,64                           | 2,39          | 10.693,57                           | 2,54          | 13.133,46                                 | 2,71          | 206,59                                 | 2,02          |
| 06/01/2026    | 54.860,95                           | 2,12          | 10.927,79                           | 2,19          | 13.417,66                                 | 2,16          | 210,31                                 | 1,80          |
| 07/01/2026    | 54.646,22                           | -0,39         | 10.876,80                           | -0,47         | 13.417,46                                 | 0,00          | 209,01                                 | -0,62         |
| 08/01/2026    | 54.831,28                           | 0,34          | 10.916,08                           | 0,36          | 13.459,80                                 | 0,32          | 209,49                                 | 0,23          |
| 09/01/2026    | 54.901,09                           | 0,13          | 10.929,15                           | 0,12          | 13.398,53                                 | -0,46         | 210,08                                 | 0,28          |
| 12/01/2026    | 55.577,79                           | 1,23          | 11.066,16                           | 1,25          | 13.609,56                                 | 1,58          | 211,60                                 | 0,72          |
| 13/01/2026    | 56.483,24                           | 1,63          | 11.254,48                           | 1,70          | 13.873,25                                 | 1,94          | 213,15                                 | 0,73          |
| 14/01/2026    | 56.352,35                           | -0,23         | 11.219,98                           | -0,31         | 13.768,40                                 | -0,76         | 211,98                                 | -0,55         |
| 15/01/2026    | 55.746,89                           | -1,07         | 11.088,48                           | -1,17         | 13.623,64                                 | -1,05         | 209,56                                 | -1,14         |
| 16/01/2026    | 56.047,39                           | 0,54          | 11.156,73                           | 0,62          | 13.550,37                                 | -0,54         | 211,77                                 | 1,05          |
| 19/01/2026    | 55.989,66                           | -0,10         | 11.143,40                           | -0,12         | 13.537,90                                 | -0,09         | 211,33                                 | -0,21         |
| 20/01/2026    | 56.052,43                           | 0,11          | 11.159,35                           | 0,14          | 13.669,74                                 | 0,97          | 210,30                                 | -0,49         |
| 21/01/2026    | 56.504,55                           | 0,81          | 11.254,87                           | 0,86          | 13.849,09                                 | 1,31          | 212,44                                 | 1,02          |
| 22/01/2026    | 57.692,99                           | 2,10          | 11.507,70                           | 2,25          | 14.218,23                                 | 2,67          | 217,26                                 | 2,27          |
| 23/01/2026    | 57.699,48                           | 0,01          | 11.500,10                           | -0,07         | 14.317,17                                 | 0,70          | 216,08                                 | -0,54         |
| 26/01/2026    | 57.930,78                           | 0,40          | 11.546,28                           | 0,40          | 14.421,43                                 | 0,73          | 216,17                                 | 0,04          |
| 27/01/2026    | 58.289,80                           | 0,62          | 11.626,20                           | 0,69          | 14.530,84                                 | 0,76          | 217,83                                 | 0,77          |
| 28/01/2026    | 58.316,00                           | 0,04          | 11.627,58                           | 0,01          | 14.574,83                                 | 0,30          | 218,26                                 | 0,20          |
| 29/01/2026    | 57.832,79                           | -0,83         | 11.523,45                           | -0,90         | 14.338,31                                 | -1,62         | 217,19                                 | -0,49         |
| 30/01/2026    | 57.350,20                           | -0,83         | 11.420,07                           | -0,90         | 14.118,17                                 | -1,54         | 215,58                                 | -0,74         |
| <b>ene-26</b> | <b>57.350,20</b>                    | <b>8,77</b>   | <b>11.420,07</b>                    | <b>8,96</b>   | <b>14.118,17</b>                          | <b>9,44</b>   | <b>215,58</b>                          | <b>6,51</b>   |
| <b>dic-25</b> | <b>52.725,49</b>                    | <b>3,69</b>   | <b>10.481,40</b>                    | <b>3,48</b>   | <b>12.900,20</b>                          | <b>4,13</b>   | <b>202,40</b>                          | <b>1,78</b>   |

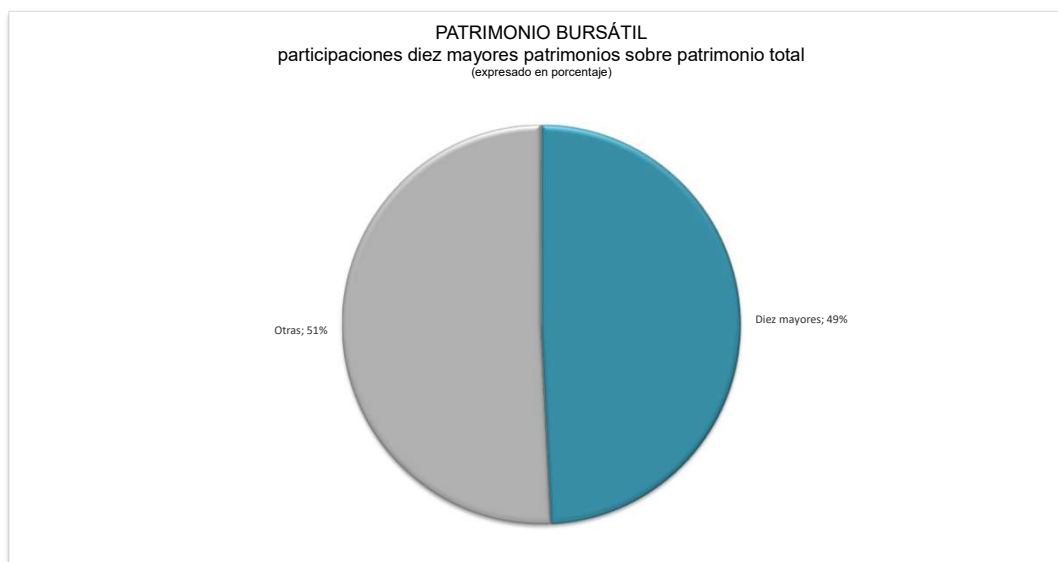
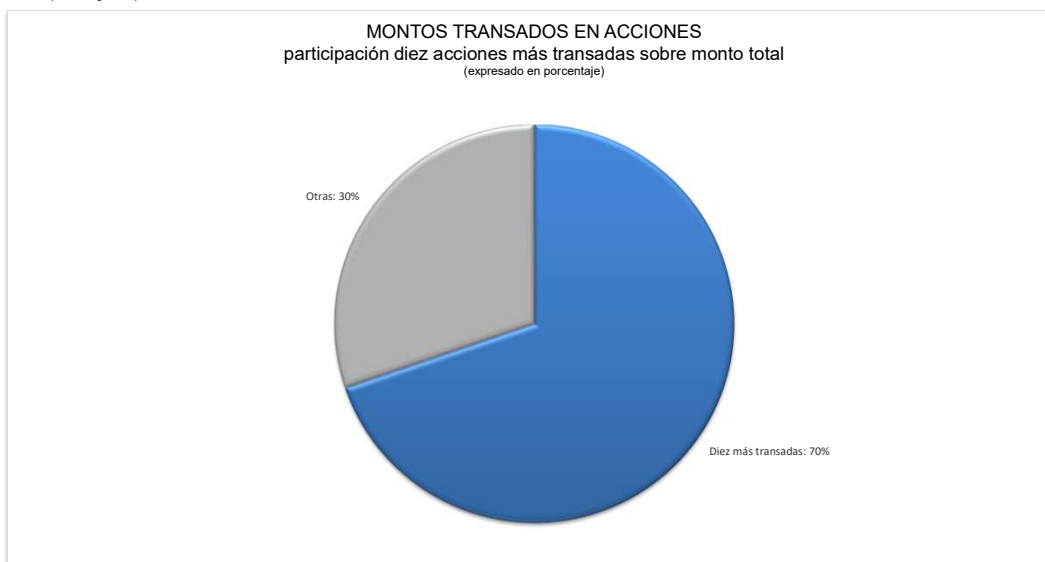
<sup>(1)</sup> Índices al cierre de cada día.



### RANKING DE ACCIONES Enero 2026

| Sec. | MONTOS TRANSADOS<br>(considera exclusivamente montos negociados en rueda) |             | SOCIEDAD | RENTABILIDAD<br>MES (1) |               | SOCIEDAD   | PATRIMONIO BURSÁTIL |      |
|------|---|-------------|----------|-------------------------|---------------|------------|---------------------|------|
|      | (MILES \$)  | %           |          | (%)                     | (MILLONES \$) |            | %                   |      |
| 1    | LTM   | 740.522.617 | 13,27    | COLO COLO               | 56,31         | CHILE      | 19.455.890          | 7,52 |
| 2    | SQM-B   | 682.886.452 | 12,24    | PUCOBRE                 | 48,76         | FALABELLA  | 17.020.002          | 6,58 |
| 3    | FALABELLA   | 619.402.902 | 11,10    | POTASIOS-A              | 38,76         | LTM        | 16.279.023          | 6,29 |
| 4    | CHILE   | 483.243.050 | 8,66     | MELON                   | 36,27         | BSANTANDER | 14.489.623          | 5,60 |
| 5    | CENCOSUD  | 294.350.096 | 5,28     | DUNCANFOX               | 32,16         | BCI        | 14.207.747          | 5,49 |
| 6    | BSANTANDER  | 270.660.248 | 4,85     | MOLYMET                 | 29,03         | COPEC      | 9.683.911           | 3,74 |
| 7    | CALICHERAA  | 247.109.690 | 4,43     | NITRATOS                | 26,13         | SQM-B      | 9.668.840           | 3,74 |
| 8    | BCI   | 226.298.148 | 4,06     | ABC                     | 25,82         | SQM-A      | 9.382.388           | 3,62 |
| 9    | MALLPLAZA   | 182.270.173 | 2,91     | INGEVEC                 | 25,55         | ENELAM     | 8.851.664           | 3,42 |
| 10   | ENELCHILE   | 132.925.628 | 2,38     | SLVCL                   | 24,35         | MALLPLAZA  | 8.322.000           | 3,22 |
| 11   | CMPC  | 120.390.900 | 2,16     | PARAUUCO                | 24,25         | CENCOSUD   | 8.207.170           | 3,17 |
| 12   | COPEC   | 116.453.999 | 2,09     | CAMANCHACA              | 22,61         | QUINENCO   | 7.523.987           | 2,91 |
| 13   | ITAUCL  | 102.679.603 | 1,84     | MULTIX                  | 20,55         | ENELCHILE  | 5.200.442           | 2,01 |
| 14   | PARAUUCO  | 98.476.140  | 1,76     | CENCOMALLS              | 20,17         | ITAUCL     | 5.148.910           | 1,99 |
| 15   | ANDINA-B  | 95.046.249  | 1,70     | SALFACORP               | 19,92         | CENCOMALLS | 4.776.156           | 1,85 |
| 16   | ENELAM  | 94.341.898  | 1,69     | WATTS                   | 19,85         | BICE       | 4.484.769           | 1,73 |
| 17   | RIPLEY  | 77.452.539  | 1,39     | ILC                     | 19,77         | PUCOBRE    | 4.456.121           | 1,72 |
| 18   | CAP   | 72.759.194  | 1,30     | ITAUCL                  | 19,30         | ENELGXCH   | 4.149.678           | 1,60 |
| 19   | QUINENCO  | 72.076.115  | 1,29     | MALLPLAZA               | 19,27         | ANTARCHILE | 3.919.691           | 1,51 |
| 20   | AGUAS-A   | 65.924.448  | 1,18     | BICE                    | 18,12         | PARAUUCO   | 3.364.735           | 1,30 |

(1): Acciones con presencia igual o superior a 50% durante diciembre de 2025.



## REMATES Y COLOCACIONES

### Remates y Subastas de Acciones y Cuotas (1)

| FECHA OPERACIÓN             | EMISOR | Nemo | Acciones o cuotas transadas | MONTO TRANSADO (millones \$) | MONTO TRANSADO (MMUS\$) | PRECIO MEDIO UNITARIO (\$) ADJUDICACION |
|-----------------------------|--------|------|-----------------------------|------------------------------|-------------------------|---|
| S I N O P E R A C I O N E S |        |      |                             |                              |                         |   |
| <b>TOTALES</b>              |        |      |                             | <b>0</b>                     | <b>0,00</b>             |   |

(1) Informe considera transacciones por montos iguales o superiores a \$10.000 millones y lotes de acciones que representen un porcentaje igual o mayor al 1% de la propiedad.

### Colocaciones de Bonos Corporativos\*

| FECHA OPERACIÓN | EMISOR                  | Serie | CANTIDAD COLOCADA (Nominal) | MONTO TRANSADO (Miles de millones \$) | MONTO TRANSADO (MMUS\$) |       |
|-----------------|-------------------------|-------|-----------------------------|---------------------------------------|-------------------------|-------|
| 06/01/2026      | Banco Itaú Chile        | DS    | MMS                         | 14.780                                | 12.600                  | 13,92 |
| 06/01/2026      | Scotiabank Chile        | AG    | MMS                         | 9.000                                 | 9.402                   | 10,39 |
| 06/01/2026      | Scotiabank Chile        | AC    | MMS                         | 7.300                                 | 7.483                   | 8,27  |
| 06/01/2026      | Scotiabank Chile        | AB    | MMS                         | 5.000                                 | 5.126                   | 5,66  |
| 08/01/2026      | Scotiabank Chile        | AC    | MMS                         | 10.520                                | 2.058                   | 2,30  |
| 08/01/2026      | Banco Itaú Chile        | DS    | MMS                         | 5.000                                 | 4.958                   | 5,54  |
| 09/01/2026      | Banco Internacional     | AM    | MMS                         | 10.000                                | 13.583                  | 15,15 |
| 09/01/2026      | Banco Itaú Chile        | DS    | MMS                         | 3.500                                 | 3.472                   | 3,87  |
| 13/01/2026      | Banco BTG Pactual Chile | O     | MMS                         | 17.000                                | 17.151                  | 19,36 |
| 13/01/2026      | Banco Internacional     | AM    | MMS                         | 6.500                                 | 6.798                   | 7,67  |
| 14/01/2026      | Banco de Chile          | FU    | UF                          | 500.000                               | 19.723                  | 22,31 |
| 14/01/2026      | Banco de Chile          | GG    | UF                          | 350.000                               | 13.787                  | 15,60 |
| 14/01/2026      | Banco de Chile          | HW    | UF                          | 300.000                               | 12.953                  | 14,65 |
| 14/01/2026      | Banco Ripley            | AC    | UF                          | 150.000                               | 6.021                   | 6,81  |
| 15/01/2026      | Banco de Chile          | FU    | UF                          | 500.000                               | 19.759                  | 22,38 |
| 15/01/2026      | Banco de Chile          | GG    | UF                          | 400.000                               | 16.895                  | 19,14 |
| 15/01/2026      | Banco de Chile          | HW    | UF                          | 50.000                                | 4.549                   | 5,15  |
| 20/01/2026      | Banco BCI               | X     | UF                          | 200.000                               | 8.445                   | 9,50  |
| 21/01/2026      | Banco Internacional     | AK    | UF                          | 410.000                               | 15.479                  | 17,40 |
| 21/01/2026      | Salfacorp S.A.          | V     | UF                          | 250.000                               | 10.186                  | 11,45 |
| 21/01/2026      | Banco Internacional     | AN    | UF                          | 100.000                               | 4.322                   | 4,86  |
| 23/01/2026      | Banco Itaú Chile        | DS    | MMS                         | 36.020                                | 35.697                  | 40,93 |
| 23/01/2026      | Banco Itaú Chile        |       | MMS                         | 36.020                                | 35.697                  | 40,93 |
| 26/01/2026      | Banco Internacional     | AQ    | UF                          | 300.000                               | 12.314                  | 14,14 |
| 27/01/2026      | Banco Internacional     | AQ    | UF                          | 200.000                               | 8.207                   | 9,51  |
| 27/01/2026      | Banco Itaú Chile        | DT    | MMS                         | 59.000                                | 58.491                  | 67,78 |
| 28/01/2026      | Banco BCI               | AAG   | MMS                         | 1.000                                 | 1.126                   | 1,31  |
| 28/01/2026      | Banco BICE              |       | UF                          | 110.000                               | 4.376                   | 5,08  |
| 28/01/2026      | Banco Itaú Chile        | DT    | MMS                         | 3.000                                 | 2.977                   | 3,45  |
| 29/01/2026      | Banco BICE              |       | UF                          | 225.000                               | 8.954                   | 10,44 |
| 29/01/2026      | Banco Internacional     | AQ    | UF                          | 150.000                               | 6.172                   | 7,19  |
| 30/01/2026      | RedMegacentro S.A.      | I     | UF                          | 500.000                               | 20.323                  | 23,67 |
| 30/01/2026      | Banco Consorcio         | FF    | UF                          | 375.000                               | 15.306                  | 17,83 |
| <b>TOTALES</b>  |                         |       |                             | <b>424.393</b>                        | <b>484</b>              |       |

\* Considera colocaciones efectuadas exclusivamente en la Bolsa de Santiago.

REMATES Y COLOCACIONES

Colocaciones de Efectos de Comercio\*

| FECHA OPERACIÓN | EMISOR   |  | MONTO COLOCACIÓN (Nominal) | MONTO TRANSADO (Millones \$) | MONTO TRANSADO (MMUS\$) |
|-----------------|--|--|----------------------------|------------------------------|-------------------------|
| 05/01/2026      | Tanner Servicios Financieros S.A.              |  | MM\$ 16.000                | 15657,57                     | 17,367388               |
| 05/01/2026      | Eurocapital S.A.                               |  | MM\$ 1.500                 | 1475,8                       | 1,63696                 |
| 06/01/2026      | Factoring Security S.A.                        |  | MM\$ 10.000                | 11262,19                     | 12,442478               |
| 07/01/2026      | Forum Servicios Financieros S.A.               |  | MM\$ 18.000                | 20315,76                     | 22,653102               |
| 07/01/2026      | Tanner Servicios Financieros S.A.              |  | USD 1.500.000              | 1337,48                      | 1,49136                 |
| 07/01/2026      | Eurocapital S.A.                               |  | MM\$ 2.800                 | 2747,49                      | 3,063588                |
| 08/01/2026      | Forum Servicios Financieros S.A.               |  | MM\$ 3.000                 | 2924,36                      | 3,266233                |
| 08/01/2026      | Tanner Servicios Financieros S.A.              |  | USD 17.400.000             | 15491,09                     | 17,302098               |
| 08/01/2026      | C.C.A.F. La Araucana                           |  | MM\$ 10.000                | 9801,58                      | 10,947451               |
| 13/01/2026      | Tanner Servicios Financieros S.A.              |  | MM\$ 4.000                 | 3918,53                      | 4,424172                |
| 13/01/2026      | Tanner Servicios Financieros S.A.              |  | USD 11.000.000             | 9676,33                      | 10,924936               |
| 13/01/2026      | Eurocapital S.A.                               |  | MM\$ 2.200                 | 2164,71                      | 2,444035                |
| 15/01/2026      | Tanner Servicios Financieros S.A.              |  | USD 9.000.000              | 8184,66                      | 9,27188                 |
| 15/01/2026      | Forum Servicios Financieros S.A.               |  | MM\$ 11.300                | 11017,61                     | 12,481154               |
| 19/01/2026      | Tanner Servicios Financieros S.A.              |  | MM\$ 10.000                | 9795,04                      | 11,04276                |
| 19/01/2026      | C.C.A.F. Los Andes                             |  | MM\$ 10.000                | 9677,11                      | 10,909813               |
| 20/01/2026      | Eurocapital S.A.                               |  | MM\$ 1.000                 | 982,45                       | 1,105544                |
| 21/01/2026      | Forum Servicios Financieros S.A.               |  | MM\$ 650                   | 5514,14                      | 6,198863                |
| 21/01/2026      | Comercial de Valores Servicios Financieros SPA |  | MM\$ 500                   | 491,87                       | 0,552953                |
| 23/01/2026      | Forum Servicios Financieros S.A.               |  | USD 7.000                  | 6007,76                      | 6,8879                  |
| 23/01/2026      | Forum Servicios Financieros S.A.               |  | USD 7.000.000              | 6007,76                      | 6,8879                  |
| 26/01/2026      | Tanner Servicios Financieros S.A.              |  | MM\$ 15.000                | 14678,97                     | 16,858622               |
| 26/01/2026      | Tanner Servicios Financieros S.A.              |  | USD 500.000                | 432,92                       | 0,497203                |
| 27/01/2026      | Tanner Servicios Financieros S.A.              |  | USD 13.335.000             | 11444,89                     | 13,262058               |
| 27/01/2026      | Factoring Security S.A.                        |  | MM\$ 8.000                 | 7846,21                      | 9,092                   |
| 29/01/2026      | Eurocapital S.A.                               |  | MM\$ 1.000                 | 1970,85                      | 2,297162                |
|                 |  |  | <b>TOTALES</b>             | <b>190.825</b>               | <b>215,31</b>           |

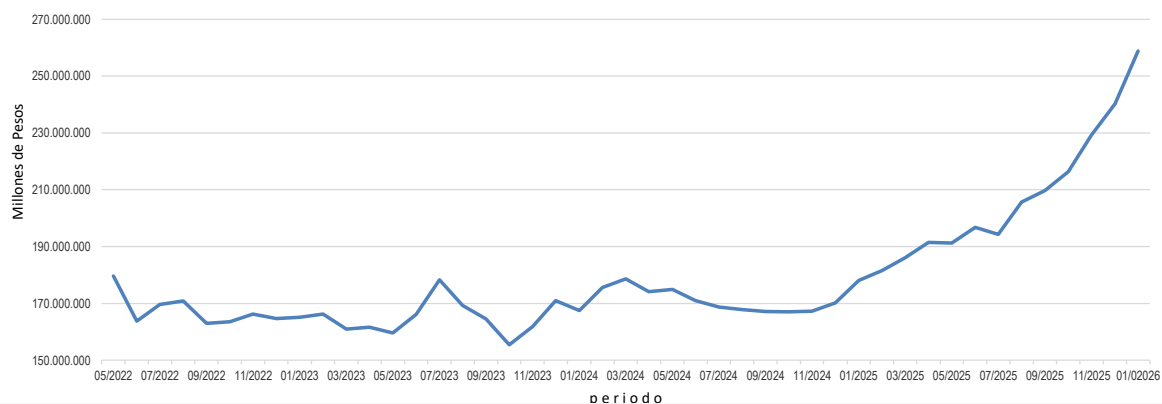
\* Considera colocaciones efectuadas exclusivamente en la Bolsa de Santiago.

## ANTECEDENTES BURSATILES DE LAS SOCIEDADES INSCRITAS EN BOLSA ÚLTIMO QUINQUENIO

| PERIODO    | SOCIEDADES INSCRITAS | CAPITALIZACION BURSÁTIL (MM\$) | CAPITALIZACION BURSÁTIL (MM US\$) | RPU (en veces) | BOLSA/LIBRO (en veces) |
|------------|----------------------|--------------------------------|-----------------------------------|----------------|------------------------|
| 08/2020    | 198                  | 171.009.787                    | 219.266                           | 13,34          | 1,01                   |
| 09/2020    | 198                  | 164.950.262                    | 210.272                           | 15,35          | 0,98                   |
| 10/2020    | 198                  | 160.090.111                    | 207.788                           | 14,82          | 0,96                   |
| 11/2020    | 197                  | 175.275.422                    | 228.613                           | 17,92          | 0,96                   |
| 12/2020    | 194                  | 178.122.955                    | 250.440                           | 17,60          | 1,09                   |
| 01/2021    | 194                  | 183.935.619                    | 248.092                           | 17,21          | 1,09                   |
| 02/2021    | 194                  | 194.405.723                    | 274.569                           | 15,07          | 1,20                   |
| 03/2021    | 194                  | 204.250.104                    | 278.988                           | 18,87          | 1,28                   |
| 04/2021    | 194                  | 189.959.979                    | 269.412                           | 17,19          | 1,28                   |
| 05/2021    | 194                  | 183.147.094                    | 252.645                           | 19,29          | 1,16                   |
| 06/2021    | 194                  | 185.675.154                    | 252.523                           | 17,41          | 1,15                   |
| 07/2021    | 195                  | 179.666.387                    | 236.861                           | 17,98          | 1,15                   |
| 08/2021    | 195                  | 186.419.663                    | 239.009                           | 16,30          | 1,15                   |
| 09/2021    | 195                  | 175.734.042                    | 218.686                           | 17,09          | 1,09                   |
| 10/2021    | 195                  | 160.948.989                    | 199.820                           | 12,91          | 1,09                   |
| 11/2021    | 194                  | 166.990.095                    | 199.575                           | 15,90          | 1,01                   |
| 12/2021    | 194                  | 164.301.343                    | 194.511                           | 16,06          | 0,99                   |
| 01/2022    | 194                  | 162.361.295                    | 200.416                           | 16,02          | 1,05                   |
| 02/2022    | 194                  | 168.219.572                    | 208.904                           | 14,33          | 1,02                   |
| 03/2022    | 192                  | 173.516.081                    | 220.433                           | 11,29          | 1,06                   |
| 04/2022    | 192                  | 165.732.281                    | 193.481                           | 9,82           | 1,03                   |
| 05/2022    | 190                  | 179.690.885                    | 217.475                           | 9,33           | 1,03                   |
| 06/2022    | 192                  | 163.785.429                    | 178.033                           | 8,54           | 1,06                   |
| 07/2022    | 191                  | 169.631.370                    | 186.118                           | 8,94           | 1,10                   |
| 08/2022    | 191                  | 170.921.494                    | 193.764                           | 9,11           | 1,04                   |
| 09/2022    | 192                  | 162.963.877                    | 168.700                           | 8,22           | 0,96                   |
| 10/2022    | 192                  | 163.558.002                    | 173.020                           | 8,70           | 0,98                   |
| 11/2022    | 192                  | 166.292.752                    | 183.607                           | 8,66           | 0,99                   |
| 12/2022    | 192                  | 164.692.982                    | 191.613                           | 8,97           | 0,93                   |
| 01/2023    | 191                  | 165.090.142                    | 203.722                           | 9,41           | 0,94                   |
| 02/2023    | 189                  | 166.335.385                    | 200.105                           | 9,11           | 0,95                   |
| 03/2023    | 190                  | 160.985.782                    | 203.955                           | 9,21           | 0,96                   |
| 04/2023    | 190                  | 161.654.800                    | 201.663                           | 9,62           | 0,96                   |
| 05/2023    | 190                  | 159.629.725                    | 198.559                           | 9,04           | 1,03                   |
| 06/2023    | 192                  | 166.089.779                    | 206.919                           | 9,50           | 1,07                   |
| 07/2023    | 193                  | 178.289.793                    | 215.367                           | 10,75          | 1,14                   |
| 08/2023    | 194                  | 169.338.280                    | 198.237                           | 9,90           | 1,04                   |
| 09/2023    | 194                  | 164.553.331                    | 181.458                           | 9,68           | 1,04                   |
| 10/2023    | 194                  | 155.451.355                    | 170.773                           | 9,32           | 0,95                   |
| 11/2023    | 195                  | 161.946.132                    | 186.604                           | 9,88           | 0,94                   |
| 12/2023    | 193                  | 171.034.791                    | 193.349                           | 10,39          | 0,99                   |
| 01/2024    | 192                  | 167.434.986                    | 179.524                           | 10,14          | 0,98                   |
| 02/2024    | 191                  | 175.531.059                    | 179.079                           | 10,63          | 1,04                   |
| 03/2024    | 192                  | 178.595.746                    | 181.799                           | 11,71          | 1,05                   |
| 04/2024    | 190                  | 174.113.881                    | 184.517                           | 11,63          | 1,03                   |
| 05/2024    | 189                  | 174.977.466                    | 190.611                           | 14,14          | 1,00                   |
| 06/2024    | 189                  | 170.999.051                    | 179.806                           | 9,55           | 0,96                   |
| 07/2024    | 189                  | 168.749.269                    | 176.409                           | 13,01          | 0,96                   |
| 08/2024    | 189                  | 167.800.376                    | 175.417                           | 11,45          | 0,96                   |
| 09/2024    | 189                  | 167.115.377                    | 174.701                           | 11,45          | 0,96                   |
| 10/2024    | 189                  | 167.072.395                    | 175.701                           | 11,58          | 0,97                   |
| 11/2024    | 188                  | 167.262.272                    | 175.901                           | 11,57          | 0,97                   |
| 12/2024    | 188                  | 170.139.699                    | 171.491                           | 11,83          | 0,99                   |
| 01/2025    | 189                  | 178.131.359                    | 180.277                           | 12,64          | 1,05                   |
| 02/2025    | 189                  | 181.590.431                    | 190.905                           | 12,08          | 1,06                   |
| 03/2025    | 189                  | 186.020.386                    | 196.618                           | 12,48          | 1,01                   |
| 04/2025    | 189                  | 191.436.196                    | 202.488                           | 13,19          | 1,05                   |
| 05/2025    | 188                  | 191.315.564                    | 204.098                           | 12,53          | 1,07                   |
| 06/2025    | 188                  | 196.805.072                    | 210.320                           | 12,63          | 1,09                   |
| 07/2025    | 188                  | 194.285.246                    | 198.641                           | 12,03          | 1,09                   |
| 08/2025    | 187                  | 205.646.443                    | 212.559                           | 11,96          | 1,10                   |
| 09/2025    | 185                  | 209.749.748                    | 218.207                           | 12,87          | 1,10                   |
| 10/2025    | 185                  | 216.355.307                    | 230.026                           | 12,67          | 1,11                   |
| 11/2025    | 185                  | 229.229.968                    | 246.712                           | 12,05          | 1,47                   |
| 12/2025    | 185                  | 240.207.814                    | 263.623                           | 14,61          | 1,43                   |
| 01/02/2026 | 185                  | 258.848.834                    | 301.530                           | 15,74          | 1,52                   |

### CAPITALIZACIÓN BURSÁTIL ÚLTIMO QUINQUENIO

(expresado en millones de pesos)



RESUMEN DE TRANSACCIONES MERCADO MILA  
Enero 2026

Resumen de Transacciones del Mercado MILA en instrumentos de Renta Variable Chilenos\*\*

| FECHA        | CORREDORES PERUANOS |                  | CORREDORES COLOMBIANOS |            | CORREDORES MEXICANOS |            | N° NEGOCIOS | TOTAL            |              |
|--------------|---------------------|------------------|------------------------|------------|----------------------|------------|-------------|------------------|--------------|
|              | N° NEGOCIOS         | MONTO (\$)       | N° NEGOCIOS            | MONTO (\$) | N° NEGOCIOS          | MONTO (\$) |             | MONTO (\$)       | MONTO (USD)  |
| 02/01/2026   | 0                   | 0                | 0                      | 0          | 0                    | 0          | 0           | 0                | 0            |
| 05/01/2026   | 0                   | 0                | 0                      | 0          | 0                    | 0          | 0           | 0                | 0            |
| 06/01/2026   | 1                   | 423.390          | 0                      | 0          | 0                    | 0          | 1           | 423.390          | 468          |
| 07/01/2026   | 0                   | 0                | 0                      | 0          | 0                    | 0          | 0           | 0                | 0            |
| 08/01/2026   | 0                   | 0                | 0                      | 0          | 0                    | 0          | 0           | 0                | 0            |
| 09/01/2026   | 0                   | 0                | 0                      | 0          | 0                    | 0          | 0           | 0                | 0            |
| 12/01/2026   | 0                   | 0                | 0                      | 0          | 0                    | 0          | 0           | 0                | 0            |
| 13/01/2026   | 0                   | 0                | 0                      | 0          | 0                    | 0          | 0           | 0                | 0            |
| 14/01/2026   | 0                   | 0                | 0                      | 0          | 0                    | 0          | 0           | 0                | 0            |
| 15/01/2026   | 0                   | 0                | 0                      | 0          | 0                    | 0          | 0           | 0                | 0            |
| 16/01/2026   | 0                   | 0                | 0                      | 0          | 0                    | 0          | 0           | 0                | 0            |
| 19/01/2026   | 0                   | 0                | 0                      | 0          | 0                    | 0          | 0           | 0                | 0            |
| 20/01/2026   | 0                   | 0                | 0                      | 0          | 0                    | 0          | 0           | 0                | 0            |
| 21/01/2026   | 1                   | 436.425          | 0                      | 0          | 0                    | 0          | 1           | 436.425          | 491          |
| 22/01/2026   | 0                   | 0                | 0                      | 0          | 0                    | 0          | 0           | 0                | 0            |
| 23/01/2026   | 0                   | 0                | 0                      | 0          | 0                    | 0          | 0           | 0                | 0            |
| 26/01/2026   | 0                   | 0                | 0                      | 0          | 0                    | 0          | 0           | 0                | 0            |
| 27/01/2026   | 0                   | 0                | 0                      | 0          | 0                    | 0          | 0           | 0                | 0            |
| 28/01/2026   | 0                   | 0                | 0                      | 0          | 0                    | 0          | 0           | 0                | 0            |
| 29/01/2026   | 0                   | 0                | 0                      | 0          | 0                    | 0          | 0           | 0                | 0            |
| 30/01/2026   | 2                   | 350.000          | 0                      | 0          | 0                    | 0          | 2           | 350.000          | 408          |
| <b>TOTAL</b> | <b>4</b>            | <b>1.209.815</b> | <b>0</b>               | <b>0</b>   | <b>0</b>             | <b>0</b>   | <b>4</b>    | <b>1.209.815</b> | <b>1.366</b> |

\*A partir del mes de junio de 2019, adicionalmente al mercado accionario, el resumen incorpora información referida a montos negociados en cuotas de fondos chilenos.

Resumen de Transacciones del Mercado MILA en Acciones Peruanas, Colombianas y Mexicanas\*

| FECHA        | ACCIONES PERUANAS |             | ACCIONES COLOMBIANAS |             | ACCIONES MEXICANAS |             | TOTAL       |             |
|--------------|-------------------|-------------|----------------------|-------------|--------------------|-------------|-------------|-------------|
|              | N° NEGOCIOS       | MONTO (USD) | N° NEGOCIOS          | MONTO (USD) | N° NEGOCIOS        | MONTO (USD) | N° NEGOCIOS | MONTO (USD) |
| 02/01/2026   | 0                 | 0           | 0                    | 0           | 0                  | 0           | 0           | 0           |
| 05/01/2026   | 0                 | 0           | 0                    | 0           | 0                  | 0           | 0           | 0           |
| 06/01/2026   | 0                 | 0           | 0                    | 0           | 0                  | 0           | 0           | 0           |
| 07/01/2026   | 0                 | 0           | 0                    | 0           | 0                  | 0           | 0           | 0           |
| 08/01/2026   | 0                 | 0           | 0                    | 0           | 0                  | 0           | 0           | 0           |
| 09/01/2026   | 0                 | 0           | 0                    | 0           | 0                  | 0           | 0           | 0           |
| 12/01/2026   | 0                 | 0           | 0                    | 0           | 0                  | 0           | 0           | 0           |
| 13/01/2026   | 0                 | 0           | 0                    | 0           | 0                  | 0           | 0           | 0           |
| 14/01/2026   | 0                 | 0           | 0                    | 0           | 0                  | 0           | 0           | 0           |
| 15/01/2026   | 0                 | 0           | 0                    | 0           | 0                  | 0           | 0           | 0           |
| 16/01/2026   | 0                 | 0           | 0                    | 0           | 0                  | 0           | 0           | 0           |
| 19/01/2026   | 0                 | 0           | 0                    | 0           | 0                  | 0           | 0           | 0           |
| 20/01/2026   | 0                 | 0           | 0                    | 0           | 0                  | 0           | 0           | 0           |
| 21/01/2026   | 0                 | 0           | 0                    | 0           | 0                  | 0           | 0           | 0           |
| 22/01/2026   | 0                 | 0           | 0                    | 0           | 0                  | 0           | 0           | 0           |
| 23/01/2026   | 0                 | 0           | 0                    | 0           | 0                  | 0           | 0           | 0           |
| 26/01/2026   | 0                 | 0           | 0                    | 0           | 0                  | 0           | 0           | 0           |
| 27/01/2026   | 0                 | 0           | 0                    | 0           | 0                  | 0           | 0           | 0           |
| 28/01/2026   | 0                 | 0           | 0                    | 0           | 0                  | 0           | 0           | 0           |
| 29/01/2026   | 0                 | 0           | 0                    | 0           | 0                  | 0           | 0           | 0           |
| 30/01/2026   | 0                 | 0           | 0                    | 0           | 0                  | 0           | 0           | 0           |
| <b>TOTAL</b> | <b>0</b>          | <b>0</b>    | <b>0</b>             | <b>0</b>    | <b>0</b>           | <b>0</b>    | <b>0</b>    | <b>0</b>    |

\*Mercado MILA en acciones peruanas, colombianas y mexicanas, no registró movimiento en noviembre de 2025.